

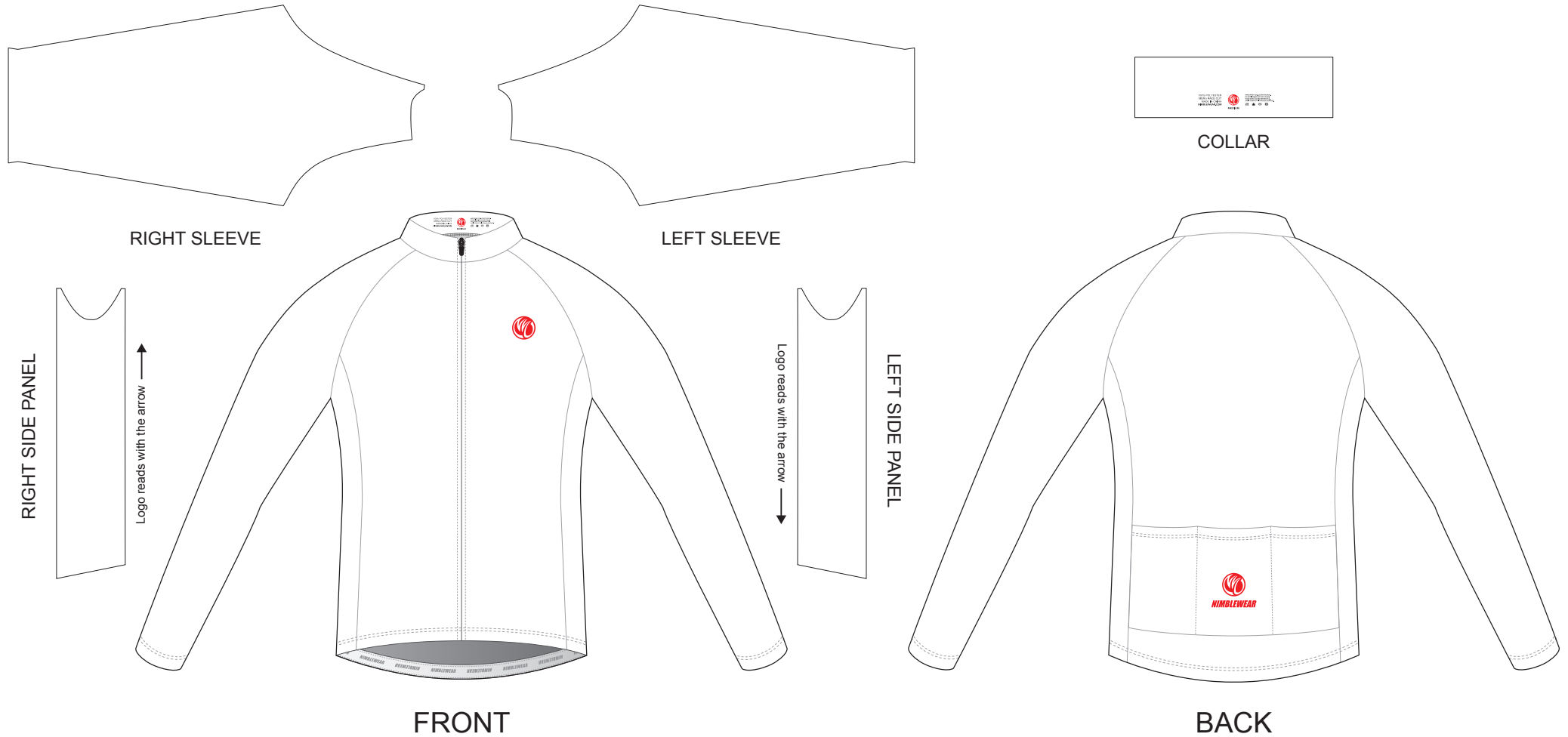
AB001 Long Sleeve Cycling Jersey

CUSTOMER: _____ VERSION: 1
DESIGN REQUEST NUMBER: _____ DATE: 00 / 00 / 2015
www.nimblewear.com sales@nimblewear.com



RAGLAN Sleeve

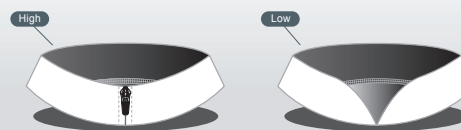
Please note that NIMBLEWEAR logo must appear on the upper chest area (left or right) and the center of lower back.



COLORS USED:



COLLAR OPTIONS:



- This template can be edited with vector graphic software programs. Adobe Illustrator CS5 is recommended.
- All logos must be provided in vector format and all fonts must be converted into outline.
- The color on-screen may vary from the finished product. To confirm the color please refer to PANTONE® MATCHING SYSTEM FORMULA GUIDE Solid Coated.
- We will try the best to match the PANTONE® colors when printing, but exact matching cannot be guaranteed, due to variation in temperature, humidity and materials.

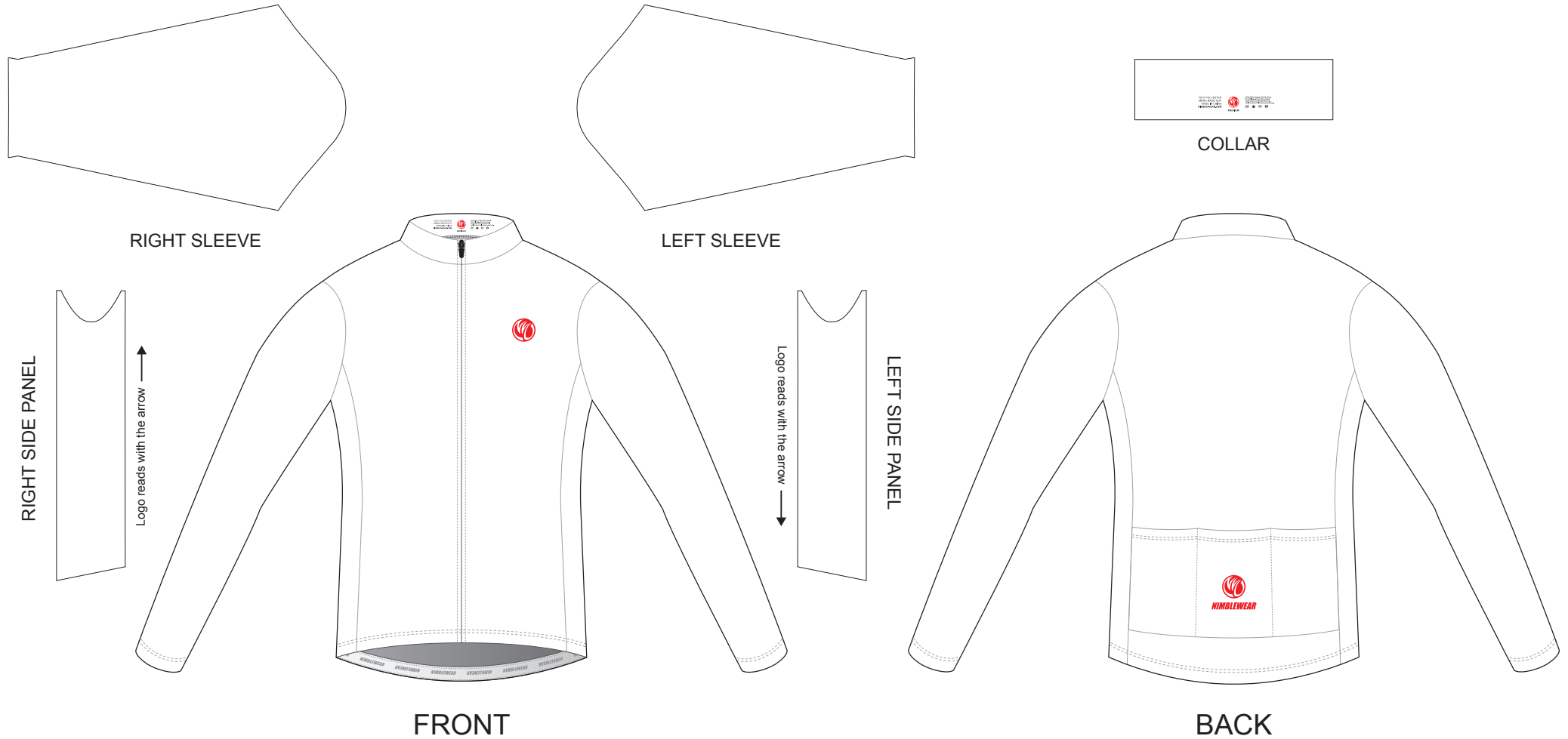
AB002 Long Sleeve Cycling Jersey

CUSTOMER: _____ VERSION: 1
 DESIGN REQUEST NUMBER: _____ DATE: 00 / 00 / 2015
 www.nimblewear.com sales@nimblewear.com



SET-IN Sleeve

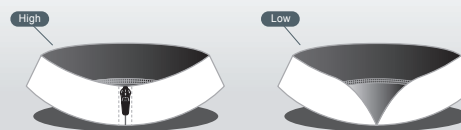
Please note that NIMBLEWEAR logo must appear on the upper chest area (left or right) and the center of lower back.



COLORS USED:



COLLAR OPTIONS:



- This template can be edited with vector graphic software programs. Adobe Illustrator CS5 is recommended.
- All logos must be provided in vector format and all fonts must be converted into outline.
- The color on-screen may vary from the finished product. To confirm the color please refer to PANTONE® MATCHING SYSTEM FORMULA GUIDE Solid Coated.
- We will try the best to match the PANTONE® colors when printing, but exact matching cannot be guaranteed, due to variation in temperature, humidity and materials.